


Bored Beverages Private Limited
CIN: U15549DL2020PTC367253
Balance Sheet as at 31 March 2025
(Amount in ₹ Lakhs, unless otherwise stated)

Particulars	Note No.	As at 31 March 2025	As at 31 March 2024
ASSETS			
Non-current assets			
Property, plant and equipment	3	2.35	2.52
Intangible assets	4	0.65	-
Financial assets			
Other financial assets	10	-	147.21
Deferred tax assets (net)	5	-	110.55
Total non-current assets		3.00	260.27
Current assets			
Inventories	6	75.30	25.12
Financial assets			
i. Trade receivables	7	52.56	36.32
ii. Cash and cash equivalents	8	102.87	9.66
iii. Bank balances other than cash and cash equivalents	9	-	1.75
iv. Other financial assets	10	10.57	2.09
Other current assets	11	20.12	4.33
Current tax asset	12	1.04	0.23
Total current assets		262.46	79.50
TOTAL ASSETS		265.46	339.77
EQUITY AND LIABILITIES			
Equity			
Share capital	13	64.75	64.75
Compulsorily convertible preference shares	14	114.24	75.80
Other equity	15	40.36	160.57
Total equity		219.35	301.12
LIABILITIES			
Current liabilities			
Financial liabilities			
i. Trade payables	16		
(a) total outstanding dues of micro and small enterprises		0.67	0.08
(b) total outstanding dues other than (a) above		22.29	15.93
ii. Other financial liabilities	17	10.10	17.91
Other current liabilities	18	13.05	4.75
Total current liabilities		46.11	38.66
TOTAL EQUITY AND LIABILITY		265.46	339.77

The accompanying notes form an integral part of these financial statements
As per our report of even date attached

For **VPGS & Co.**
Chartered Accountants
Firm's registration no: 507971C


Vivek Raheja
Partner
M. No. 094781



Place: New Delhi

Date:

UDIN: 25094781BMMIQK2394

For and on behalf of the **Board of Directors of**
Bored Beverages Private Limited



Vinayak Malhotra
Director
DIN : 08512755



Place: Delhi

Date:



Anant Gupta
Director
DIN : 09517340

Place: Delhi

Date:

Bored Beverages Private Limited

CIN: U15549DL2020PTC367253

Statement of profit and loss for the year ended 31 March 2025

(Amount in ₹ Lakhs, unless otherwise stated)

Particulars	Note No.	For the year ended 31 March 2025	For the year ended 31 March 2024
Income			
Revenue from operations	19	182.39	7.13
Other income	20	10.07	2.34
Total Income		192.46	9.47
Expenses			
Cost of materials consumed	21	82.44	12.52
Changes in inventories of Work In-progress and finished goods	22	(35.60)	(8.79)
Excise duty	23	64.33	0.43
Finance cost	24	0.03	0.91
Employee benefits expenses	25	104.27	98.47
Depreciation and amortisation expense	26	1.58	0.92
Other expenses	27	169.59	147.47
Total expenses		386.64	251.93
Loss before tax for the year		(194.18)	(242.47)
Tax expense			
Current tax		-	-
Deferred tax		110.55	(57.37)
Total tax expense		110.55	(57.37)
Loss after tax for the year		(304.73)	(185.10)
Other comprehensive loss for the year		-	-
Total comprehensive loss for the year		(304.73)	(185.10)
Earnings per equity share (Face value of ₹ 10 each)	2		
1. Basic per share (in ₹)		(47.06)	(28.59)
2. Diluted per share (in ₹)		(47.06)	(28.59)

The accompanying notes form an integral part of these financial statements

As per our report of even date attached

For **VPGS & Co.**

Chartered Accountants

Firm's registration no: 507971C



Vivek Raheja

Partner

M. No. 094781

Place: New Delhi

Date:

For and on behalf of the **Board of Directors of Bored Beverages Private Limited****Vinayak Malhotra**

Director

DIN : 08512755

Place: Delhi

Date:

**Anant Gupta**

Director

DIN : 09517340

Place: Delhi

Date:

Bored Beverages Private Limited

CIN: U15549DL2020PTC367253

Statement of cash flow for the year ended 31 March 2025*(Amount in ₹ Lakhs, unless otherwise stated)*

	Particulars	For the year ended 31 March 2025	For the year ended 31 March 2024
A.	Cash flow from operating activities		
	Loss before tax	(194.19)	(242.47)
	Adjustments for :		
	Depreciation and amortisation expense	1.58	0.93
	Finance costs	-	0.91
	Interest income	(10.07)	(2.32)
	Bad debts	60.08	13.94
	Operating loss before working capital changes	(142.59)	(229.00)
	Adjustments for :		
	(Increase) / Decrease in trade receivables	(31.22)	23.86
	(Increase) / Decrease in loans, other financial assets	(8.20)	10.72
	(Increase) in Inventories	(50.18)	(23.86)
	(Increase) in other assets	(15.79)	-
	(Decrease) / Increase in other financial liabilities	(7.81)	21.73
	(Decrease) / Increase in trade payable	6.95	(10.07)
	Increase in other liabilities	8.31	-
	Cash generated from operations	(240.54)	(206.62)
	Income tax paid (net of refunds)	(0.81)	(0.02)
	Net cash generated used in operating activities	(241.35)	(206.64)
B.	Cash flow from Investing activities		
	Payment for property, plant and equipment and intangible assets	(2.06)	(1.43)
	Bank deposits	-	(101.75)
	Interest received	11.70	2.32
	Proceeds from Bank deposits (net)	101.97	-
	Net cash generated from /(used in) investing activities	111.60	(100.86)
C.	Cash flow from Financing activities		
	Proceeds from Compulsorily convertible preference shares (CCPSs)	222.97	304.50
	Interest paid	-	(0.91)
	Net cash generated from financing activities (C)	222.97	303.59
D.	Net increase/ (decrease) in cash and cash equivalents (A+B+C)	93.22	(3.91)
E.	Cash and cash equivalents at the beginning of the year	9.66	13.56
F.	Cash and cash equivalents at the end of the year (D+E)	102.88	9.66

Reconciliation of cash and cash equivalents as per the cash flow statement:

Particulars	As at 31 March 2024	As at 31 March 2023
Balance with banks-		
- On current account	13.95	9.63
Sweep In and Sweep Out Deposits	88.89	-
Cash on hand	0.02	0.02
TOTAL	102.88	9.66

"Notes:

(i) The above Statement of Cash Flows has been prepared under the indirect method as set out in "Ind AS 7 Statement of Cash Flows".

(ii) Amounts in bracket represent outflows.

The accompanying notes form an integral part of these financial statements
As per our report of even date attached

For **VPGS & Co.**

Chartered Accountants

Firm's registration no: 507971C



Vivek Raheja

Partner

M. No. 094781



For and on behalf of the **Board of Directors of
Bored Beverages Private Limited**



Vinayak Malhotra

Director

DIN: 08512755



Anant Gupta

Director

DIN: 09517340

Place: New Delhi

Date:

Place: Delhi

Date:

Place: Delhi

Date:

Bored Beverages Private Limited**CIN: U15549DL2020PTC367253****Statement of changes in equity for the year ended 31 March 2025***(Amount in ₹ Lakhs, unless otherwise stated)***A. Equity share capital**

Particulars	Number of Shares	Amount
As at 01 April 2023*	70,000	7.00
Issued during the year	5,77,500	57.75
As at 31 March 2024*	6,47,500	64.75
Issued during the year	-	-
As at 31 March 2025	6,47,500	64.75

B. Compulsorily convertible preference shares

Particulars	Number of Shares	Amount
As at 01 April 2023*	2,33,013	23.30
Issued during the year	5,24,999	52.50
As at 31 March 2024*	7,58,012	75.80
Issued during the year	3,84,429	38.44
As at 31 March 2025	11,42,441	114.24


* **Compulsorily Convertible Preference Shares (CCPSs)** shall convert into equity shares at a 1:1 ratio, subject to anti-dilution adjustments, upon the holder's written request, prior to the IPO, or automatically one day before 20 years from the issuance date—whichever is earlier. CCPSs carry no voting rights until conversion. They are non-cumulative and entitled to a minimum preferential dividend of 0.01% per annum on face value, only if declared by the Board.

C. Other equity

	Retained earnings	Securities Premium	Total
Balance as at 01 April 2023*	(151.00)	244.66	93.66
Loss for the year	(185.10)	-	(185.10)
Issued during the year	-	252.00	252.00
Other comprehensive income	-	-	-
Total comprehensive loss for the year	(336.10)	496.66	160.57
Balance as at 31 March 2024*	(335.98)	496.66	160.57
Loss for the year	(304.73)	-	(304.74)
On Issue of Compulsorily Convertible Preference Shares (CCPSs)	-	184.53	184.53
Other comprehensive income	-	-	-
Total comprehensive loss for the year	(304.73)	184.53	(120.21)
Balance as at 31 March 2025	(640.71)	681.19	40.36


The accompanying notes form an integral part of these financial statements
As per our report of even date attached

For **VPGS & Co.**
Chartered Accountants
Firm's registration no: 507971C


Vivek Raheja
Partner
M. No. 094781



For and on behalf of the **Board of Directors of
Bored Beverages Private Limited**



Vinayak Malhotra
Director
DIN: 08512755





Anant Gupta
Director
DIN : 09517340

Place: New Delhi
Date:

Place: Delhi
Date:

Place: Delhi
Date:

Bored Beverages Private Limited

Notes forming part of the financial statements for the year ended 31 March 2025

CIN: U15549DL2020PTC367253

(All amounts in Rs. lakhs, unless otherwise stated)

1. Corporate Information and material accounting policies

1.1 Corporate Information

Bored Beverages Private Limited is a private limited company incorporated in Delhi India. The registered office of the company is located at B-151, Okhla Phase-I, Industrial area, New Delhi-110020. The Company is engaged in the business of manufacturing and selling of alcoholic beverages in the brand name "Not Out" & "No-Label".

1.2 Statement of Compliance

These financial statements are prepared in accordance with the Indian Accounting standards (Ind AS) as notified by Ministry of corporate affairs under section 133 of the companies act, 2013 ("Act") read with companies (Indian Accounting standard) Rules, 2015 as amended by companies (Indian Accounting standard) (Amendment) Rules, 2016, the relevant provisions of the Act.

2. Material Accounting policies

A Basis of preparation and presentation

The financial statements have been prepared on an accrual basis and under the historical cost convention. These standalone financial statements have been prepared in Indian Rupee (₹) which is the functional currency of the company. All financial information presented in INR has been rounded to the nearest lakhs unless, when otherwise indicated.

Use of estimates and critical accounting judgments

The preparation of these financial statements in conformity with the recognition and measurement principles of Ind AS requires the management of the Company to make estimates and assumptions that affect the reported balances of assets and liabilities, disclosures relating to contingent liabilities as at the date of the financial statements and the reported amounts of income and expense for the periods presented. Estimates and the underlying assumptions are reviewed on an ongoing basis. Revisions to accounting estimates are recognised in the period in which the estimates are revised and future periods are affected.

Key source of estimation of uncertainty at the date of the financial statements, which may cause a material adjustment to the carrying amounts of assets and liabilities within the next financial year, are in respect of useful lives of property, plant and equipment and provision for employee benefits.

B Revenue recognition

Sale of Goods

The Company derives its revenue from manufacture and sale of alcoholic beverages and sale of traded material. The Company has applied Ind AS 115 'Revenue from contracts with customers' with effect from 1 April 2023, using the retrospective method with restatement of comparative period. Upon application of Ind AS 115, Revenue is recognized upon transfer of control of promised goods to the customers. The point at which control passes is determined by each customer arrangement when there is no unfulfilled obligation that could affect the customer's acceptance of goods. At contract inception, the company assesses its promise to transfer products or services to a

customer to identify separate performance obligations. Where the contracts include multiple performance obligations, the transaction price is allocated to each performance obligation based on the standalone selling prices.

Revenue is measured based on the transaction price i.e. the consideration to which the Company expects to be entitled from a customer, net of returns and allowances, trade discounts and volume rebates. Revenue includes both fixed and variable consideration. Variable consideration arises on the sale of goods as a result of discounts and allowances given and accruals for estimated future returns and rebates. Revenue is not recognised in full until it is highly probable that a significant reversal in the amount of cumulative revenue recognised will not occur.

The methodology and assumptions used to estimate rebates and returns are monitored and adjusted regularly in the light of contractual and legal obligations, historical trends and past experience. Once the uncertainty associated with the returns and rebates is resolved, revenue is adjusted accordingly. Revenue includes excise duty but excludes goods and services tax. Revenue in excess of billing is classified as unbilled revenue while billing in excess of revenue is classified as unearned revenue.

Critical judgements

Judgement is required to determine the transaction price for the contract.

Transaction Price: The transaction price could either be a fixed amount of customer consideration or variable consideration with elements such as discounts and incentives. The estimated amount of variable consideration is adjusted in the transaction price only to the extent that it is highly probable that a significant reversal in the amount of cumulative revenue recognized will not occur and is reassessed at the end of each reporting period.

Other Income

Interest income is recognised using the effective interest rate method. The effective interest rate is the rate that exactly discounts estimated future cash receipts through the expected life of the financial asset to the gross carrying amount of a financial asset. When calculating the effective interest rate, the Company estimates the expected cash flows by considering all the contractual terms of the financial instrument but does not consider the expected credit losses.

C. Current versus non-current classification

The Company presents assets and liabilities in the balance sheet based on current/ non-current classification.

Assets:

An asset is treated as current when it is:

- i) Expected to be realised or intended to be sold or consumed in normal operating cycle
- ii) Held primarily for the purpose of trading
- iii) Expected to be realised within twelve months after the reporting period, or
- iv) Cash or cash equivalent unless restricted from being exchanged or used to settle a liability for at least twelve months after the reporting period. All other assets are classified as non-current.

Liabilities:

A liability is current when:

- (i) It is expected to be settled in normal operating cycle
- (ii) It is held primarily for the purpose of trading
- (iii) It is due to be settled within twelve months after the reporting period, or
- (iv) There is no unconditional right to defer the settlement of the liability for at least twelve months after the reporting period.

All other liabilities are classified as non-current.

Deferred tax assets and liabilities are classified as non-current assets and liabilities.

D. Inventories

Inventories are valued at the lower of cost (FIFO basis) and the net realisable value after providing for obsolescence and other losses, wherever considered necessary. Cost includes all charges in bringing the goods to the point of sale, including duties and levies, transit insurance and receiving charges. Finished goods include appropriate proportion of overheads and, where applicable, excise duty.

E. Employee Benefits

The undiscounted amount of short-term employee benefits expected to be paid in exchange for the services rendered by employees are recognised during the year when the employees render the service.

The Company uses assumptions to determine current service cost for the period and recognizes in statement of profit or loss as past service cost, gain or loss on settlement, any reduction in a surplus.

F. Property, plant and equipment

- (i) Property, plant and equipment are stated at cost of acquisition or construction less accumulated depreciation and impairment losses, if any. All items of property, plant and equipment have been measured at written down value at the date of transition to IND AS. The Company has opted for such written down value as deemed cost as at the transition date i. e. April 01, 2023.

Cost is inclusive of inward freight, duties and taxes and incidental expenses related to acquisition or construction. All upgradation / enhancements are charged off as revenue expenditure unless they bring similar significant additional benefits. An item of property, plant and equipment is derecognised upon disposal or when no future economic benefits are expected to arise from the continued use of asset. Any gain or loss arising on the disposal or retirement of an item of property, plant and equipment is determined as the difference between the sales proceeds and the carrying amount of the asset and is recognised in the Statement of Profit and Loss. Depreciation of these assets commences when the assets are ready for their intended use. Items of property, plant and equipment are depreciated in a manner that amortizes the cost (or other amount substituted for cost) of the assets after it is put to use, over their useful lives as specified in Schedule II of the Companies Act, 2013 on a written down value.

Subsequent costs are included in the asset's carrying amount or recognised as a separate asset, as appropriate, only when it is probable that future economic benefits associated with the item will flow to the company and the cost of the item can be measured reliably. The carrying amount of any component accounted for as a separate asset is derecognised when replaced. All other repairs and maintenance are charged to profit or loss during the reporting period in which they are incurred.

- (ii) Machinery spares which can be used only in connection with an item of fixed asset and whose use is expected to be irregular are capitalised and depreciated over the useful life of the principal item of the relevant assets.

G Use of estimates & judgement

The preparation of the financial statements in conformity with recognition and measurement principles of Ind AS requires the Management to make estimates and assumptions considered in the reported amounts of assets and liabilities (including contingent liabilities) and the reported income and expenses during the year. Estimates and underlying assumptions are reviewed on an ongoing basis. Revisions to accounting estimates are recognized in the period in which estimates are revised if the revision affects only that period or in the period of the revision and future periods if the revision affects both current and future periods. The following are the key assumptions concerning the future, and other sources of estimation uncertainty at the end of the reporting period that may have risk of causing a material adjustment to the carrying amounts of assets and liabilities in future are:

Useful lives and residual value of property, plant and equipment and intangible assets: Useful life and residual value are determined by the management based on a technical evaluation considering nature of asset, past experience, estimated usage of the asset, vendor's advice etc and same is reviewed at each financial year end.

Deferred tax assets : The Company has reviewed the carrying amount of deferred tax assets including MAT credit entitlement at the end of each reporting period and reduced to the extent that it is no longer probable that sufficient taxable profits will be available to allow all or part of the asset to be recovered.

Transaction Price - Sale of goods: The transaction price could either be a fixed amount of customer consideration or variable consideration with elements such as discounts and incentives. The estimated amount of variable consideration is adjusted in the transaction price only to the extent that it is highly probable that a significant reversal in the amount of cumulative revenue recognized will not occur and is reassessed at the end of each reporting period.

Finance Cost: The company has reviewed the interests, borrowing costs related to financial liabilities of the company, and has accordingly classified them as finance costs.

H. Depreciation

Depreciation on PPE (Property, Plant & Equipment) are provided to the extent of depreciable amount on Written Down Value basis (WDV). Depreciation is provided at the rates and in the manner prescribed in Schedule II to the Companies Act, 2013.

Estimated useful life of assets as given below:

Assets	Useful Life
Computer	3-6 Years
Office Equipment	5 Years
Plant & Machinery	5-25 Years

Depreciable amount for asset is the cost of an asset, or other amount substituted for cost, less accumulated depreciation provided till date.

Operating Cycle

All assets and liabilities have been classified as current or non-current as per the Company's operating cycle and other criteria set out in the Schedule III to the Companies Act, 2013. Based on the nature of services and the time between the rendering of service and their realization in cash and cash equivalents, the Company has ascertained its operating cycle as twelve months for the purpose of current and non current classification of assets and liabilities.

I. Income taxes

Provision for current taxation is ascertained on the basis of assessable profits computed in accordance with the provisions of the Income-tax Act, 1961.

Deferred tax is provided on temporary differences between the tax bases of assets and liabilities and their carrying amounts at the reporting date. Deferred tax is measured using the tax rates and the tax laws enacted or substantively enacted as at the reporting date. Deferred tax assets and liabilities are offset if such items relate to taxes on income levied by the same governing tax laws and the Company has a legally enforceable right for such set off. The carrying amount of deferred tax assets is reviewed at each reporting date and reduced to the extent that it is no longer probable that sufficient taxable profit will be available to allow all or part of the deferred tax asset to be utilised. Unrecognised deferred tax assets are re-assessed at each reporting date and are recognised to the extent that it has become probable that future taxable profits will allow the deferred tax asset to be recovered. Deferred tax relating to items recognised outside statement of profit and loss is recognised outside statement of profit and loss i.e. in other comprehensive income when there is uncertainty over income tax treatments.

The current and deferred tax asset or liability shall be recognized and measured by applying the requirements in Ind AS 12- Income Taxes based on the taxable profit/ (loss), tax base, unused tax losses, unused tax credits and tax rates determined by applying this appendix. Deferred tax assets are recognised only to the extent that it is probable that the temporary differences will reverse in the foreseeable future and taxable profit will be available against which the temporary differences can be utilised.

J. Earnings per share

Basic earnings per share are calculated by dividing the net profit or loss for the period attributable to equity shareholders (after deducting preference dividends and attributable taxes) by the weighted average number of equity shares outstanding during the period. Partly paid equity shares are treated as a fraction of an equity share to the extent that they are entitled to participate in dividends relative to a fully paid equity share during the reporting period. The weighted average number of equity shares outstanding during the period is adjusted for events such as bonus issue, bonus element in a rights issue, share split, and reverse share split (consolidation of shares) that have changed the number of equity shares outstanding, without a corresponding change in resources.

For the purpose of calculating diluted earnings per share, the net profit or loss for the period attributable to equity shareholders and the weighted average number of shares outstanding during the period are adjusted for the effects of all dilutive potential equity shares.

K. Cash and cash equivalents

The Company considers all highly liquid financial instruments, which are readily convertible into known amounts of cash that are subject to an insignificant risk of change in value and having original maturities of three months or less from the date of purchase, to be cash equivalents.

Bank balances other than cash & cash equivalents

These are short term deposits with bank that maturing in more than 3 months but less than 12 months.

L. Impairment of financial assets

In accordance with Ind AS 109, Financial Instruments, the Company applies expected credit loss (ECL) model for measurement and recognition of impairment loss on financial assets that are measured at amortized cost and FVTOCI.

A financial asset is derecognized only when

- a) the rights to receive cash flows from the financial asset is transferred or
- b) retains the contractual rights to receive the cash flows of the financial asset, but assumes a contractual obligation to pay the cash flows to one or more recipients.

3. Property, plant and equipment

Particulars	Plant and Machinery	Office Equipment	Computers	Total
Gross block				
As at 1 April 2023	1.10	1.38	0.11	2.58
Additions	-	0.51	0.92	1.43
Disposals	-	-	-	-
As at 31 March 2024	1.10	1.89	1.03	4.01
Additions	-	0.94	0.32	1.27
Disposals	-	-	-	-
As at 31 March 2025	1.10	2.83	1.35	5.28
Accumulated depreciation				
As at 1 April 2023	0.09	0.48	0.00	0.57
Depreciation	0.14	0.53	0.26	0.93
Disposals				
As at 31 March 2024	0.23	1.01	0.26	1.50
Depreciation	0.12	0.65	0.67	1.44
Disposals				
As at 31 March 2025	0.35	1.66	0.93	2.93
Net carrying amount				
As at 31 March 2025	0.75	1.17	0.43	2.35
As at 31 March 2024	0.87	0.88	0.77	2.52

4. Intangible Assets

Particular	Software	Total
Gross block		
As at 31 March 2024	-	-
Additions	0.80	0.80
Disposals	-	-
As at 31 March 2025	0.80	0.80
Accumulated depreciation		
As at 31 March 2024	-	-
Amortisation	0.15	0.15
Disposals	-	-
As at 31 March 2025	0.15	0.15
Net carrying amount		
As at 31 March 2025	0.65	0.65
As at 31 March 2024	-	-

5. Deferred tax assets

Particulars	As at 31 March 2025	As at 31 March 2024
Deferred Tax assets	-	110.55
Total	-	110.55

* During the current year, the Company reassessed the recoverability of its previously recognized deferred tax assets. Based on current financial performance, updated forecasts of future taxable profits, and considering other relevant factors, it was determined that it is no longer probable that sufficient taxable profits will be available against which the deferred tax assets can be utilized. As a result, deferred tax assets amounting to Rs 110.55 Lakhs that were recognized in prior years have been written off during the year and recognized as an income tax expense in the statement of profit and loss. The write-off has been made in accordance with the requirements of Ind AS 12 – Income Taxes, which requires that deferred tax assets be recognized only to the extent that it is probable that future taxable profits will be available against which such assets can be utilized.

6. Inventory

Particular	As at 31 March 2025	As at 31 March 2024
Raw material	9.45	7.41
Work in progress	11.19	2.63
Finished goods	33.20	6.16
Packing Material	21.46	8.92
Total	75.30	25.12

7. Trade Receivables

Particular	As at 31 March 2025	As at 31 March 2024
Trade Receivables		
-Considered good-unsecured	52.56	36.32
	52.56	36.32

Trade Receivables ageing schedule as on 31 March 2025

Particulars	Outstanding for following periods					Total
	Less than 6 months	6 months - 1 year	1 -2 year	2 - 3 year	More than 3 years	
(i) Undisputed Trade receivables – considered good	48.64	3.44	0.48	-	-	52.56
(ii) Undisputed Trade receivables – considered doubtful	-	-	-	-	-	-
(iii) Disputed Trade receivables considered good	-	-	-	-	-	-
(iv) Disputed Trade receivables considered doubtful	-	-	-	-	-	-
Total	48.64	3.44	0.48	-	-	52.56

Trade Receivables ageing schedule as on 31 March 2024

Particulars	Outstanding for following periods					Total
	Less than 6 months	6 months - 1 year	1 -2 year	2 - 3 year	More than 3 years	
(i) Undisputed Trade receivables – considered good	1.40	6.72	28.20	-	-	36.32
(ii) Undisputed Trade receivables – considered doubtful	-	-	-	-	-	-
(iii) Disputed Trade receivables considered good	-	-	-	-	-	-
(iv) Disputed Trade receivables considered doubtful	-	-	-	-	-	-
Total	1.40	6.72	28.20	-	-	36.32

8. Cash and cash equivalents

Particulars	As at 31 March 2025	As at 31 March 2024
Balances with banks:		
In current account	13.95	9.63
Cash in hand	0.02	0.02
Sweep in and Sweep out Deposit	88.89	-
	102.87	9.66

9. Other bank balances

Particulars	As at 31 March 2025	As at 31 March 2024
Deposits with original maturity of more than 3 months but less than 12 months	-	1.75
	-	1.75

10. Other financial assets

Particulars	Non-current	Current	Non-current	Current
	As at 31 March 2025	As at 31 March 2025	As at 31 March 2024	As at 31 March 2024
Deposits with original maturity of more than 12 months	-	-	100.22	-
Interest accrued on fixed deposits	-	0.47	-	2.09
Security deposits	-	10.10	6.00	-
Receivable from contract manufacturers	-	-	40.99	-
	-	10.57	147.21	2.09

11. Other assets

Particulars	Non-current	Current	Non-current	Current
	As at 31 March 2025	As at 31 March 2025	As at 31 March 2024	As at 31 March 2024
Advances:				
Advance to vendors	-	13.45	-	0.74
Prepaid expenses	-	6.65	-	0.30
Balance with statutory/government authorities	-	0.02	-	3.29
	-	20.12	-	4.33

12. Current tax assets

Particulars	As at 31 March 2025	As at 31 March 2024
Tax deducted at sources	1.04	0.23
	1.04	0.23

13. Share capital

Particulars	As at 31 March 2025	As at 31 March 2024
Authorised		
7,50,000 equity Shares (31 March 2024: 7,50,000) of Rs. 10 each	75.00	75.00
	75.00	75.00
Issued, subscribed and fully paid up		
6,47,501 equity shares (31 March 2024: 6,47,501) of Rs. 10 each	64.75	64.75
	64.75	64.75

a) Reconciliation of the equity shares outstanding at the beginning and at the end of the year:

Particulars	As at 31 March 2025		As at 31 March 2024	
	No. of shares	Amount	No. of shares	Amount
At the beginning of the year	6,47,501	64.75	6,47,500	64.75
Add: Shares issued during the year	-	-	1	0.00*
At the end of the year	6,47,501	64.75	6,47,501	64.75

* Amount is less than Rs.0.01 lakhs.

b) Details of shareholders holding more than 5% shares in the Company

Particulars	As at 31 March 2025	
	No. of shares	% holding
Vinayak Malhotra	3,18,471.00	49.18%
Rachna Gupta	3,13,302.00	48.39%
Total	6,31,773.00	97.57%
Particulars	As at 31 March 2024	
	No. of shares	% holding
Vinayak Malhotra	3,18,471.00	49.18%
Rachna Gupta	3,13,302.00	48.39%
Total	6,31,773.00	97.57%

Notes:-

*This includes Nil receivable from Companies in which directors of the Company are able to exercise control or have significant influence.

No trade or other receivable are due from directors or other officers of the Company either severally or jointly with any other person.

Normally the Company collects all receivables from its customers within the applicable credit period. The Company assesses impairment on trade receivables from all the customers on facts and circumstances related to each transaction. The credit period for sale of goods is 45-60 days and these are non-interest bearing.

c) Rights, preferences and restrictions attached to equity shares

The Company has only one class of equity share having a par value of Rs. 10 per share. Each holder of the equity share is entitled to one vote per share and is entitled to dividend, declared if any. The paid up equity shares of the Company rank pari-passu in all respects, including dividend. The final dividend proposed by the Board of Directors is subject to the approval of the shareholders in the ensuing Annual General Meeting. In the event of liquidation of the Company, the holders of the equity shares will be entitled to remaining assets of the Company, after distribution of all preferential amounts, if any. The distribution will be in proportion to the number of equity shares held by the shareholders.

d) Shareholding of promoters

Shares held by promoters as at 31 March 2025		% of Total Shares	% Change during the year
Promoter Name	No. of shares		
Vinayak Malhotra	3,18,471	49.18%	-
Rachna Gupta	3,13,302	48.39%	-
Anant Gupta	9,262	1.43%	-
Total	6,41,035	99.00%	-

Shares held by promoters as at 31 March 2024		% of Total Shares	% Change during the year
Promoter Name	No. of shares		
Vinayak Malhotra	3,18,471	49.18%	-
Rachna Gupta	3,13,302	48.39%	-
Anant Gupta	9,262	1.43%	-
Total	6,41,035	99.00%	-

14. Compulsorily convertible preference shares

Particulars	As at 31 March 2025	As at 31 March 2024
Authorised		
12,50,000 compulsorily convertible cumulative preference share (31 March 2024: 12,50,000) of Rs. 10 each	125.00	125.00
	125.00	125.00
Issued, subscribed and fully paid-up	As at 31 March 2025	As at 31 March 2024
2,33,013 Seed CCPS (31 March 2024: 2,33,013) of Rs. 10 each	23.30	23.30
9,09,428 Series A CCPS (31 March 2024:5,24,999) of Rs. 10 each	90.94	52.50
	114.24	75.80

15. Other equity

Particulars	As at 31 March 2025	As at 31 March 2024
(a) Securities premium *		
Opening balance	496.66	244.66
Add: addition during the year/period	184.53	252.00
Closing balance	681.19	496.66
* Securities premium represents the premium on issue of Equity Shares on Premium		
(b) Surplus in the Statement of Profit and Loss		
Opening balance	(336.10)	(151.00)
Add: Loss for the year	(143.15)	(185.10)
Closing balance	(479.24)	(336.10)
Total other equity	201.94	160.57

* Retained earnings are the accumulated losses earned by the Company till date, as adjusted for distribution to owners.

a) Reconciliation of the preference shares outstanding at the beginning and at the end of the year:

	As at 31 March 2025		As at 31 March 2024	
	No. of shares	Amount	No. of shares	Amount
At the beginning of the year	7,58,012.00	75.80	2,33,013.00	23.30
Add: Shares issued during the year	3,84,429.00	38.44	5,24,999	52.50
At the end of the year	11,42,441.00	114.24	7,58,012.00	75.80

16. Trade payables

Particulars	As at 31 March 2025	As at 31 March 2024
Trade payable		
- Total outstanding dues of micro enterprises and small enterprises	0.67	0.08
- Total outstanding dues of creditors other than micro and small enterprises	22.29	15.93
	22.95	16.00

Ageing of trade payables outstanding as on 31 March 2025 is as follows:

Particulars	Outstanding for following periods from due date of payment				
	Unbilled	Less than 1 year	1-2 years	More than 2 years	Total
(i) MSME	-	0.67	-	-	0.67
(ii) Others	1.68	20.42	0.02	0.16	22.29
(iii) Disputed dues - MSME	-	-	-	-	-
(iv) Disputed dues - Others	-	-	-	-	-
	1.68	21.09	0.02	0.16	22.95

Ageing of trade payables outstanding as on 31 March 2024 is as follows:

Particulars	Outstanding for following periods from due date of payment				
	Unbilled	Less than 1 year	1-2 years	More than 2 years	Total
(i) MSME	-	0.08		-	0.08
(ii) Others	8.47	7.28	0.18	-	15.93
(iii) Disputed dues - MSME	-	-	-	-	-
(iv) Disputed dues - Others	-	-	-	-	-
	8.47	7.35	0.18	-	16.00

17. Other financial liabilities

Particulars	As at 31 March 2025	As at 31 March 2024
Employee related payables	10.10	17.91
	10.10	17.91

18. Other liabilities

Particulars	As at 31 March 2025	As at 31 March 2024
Statutory dues payable		
-Tax deducted at source payable	1.41	1.30
-GST payable	0.05	-
-CST payable	0.11	-
-Value added tax payable	0.68	0.28
-Excise duty payable	8.03	3.16
Advance from customer	2.77	-
	13.05	4.75

19. Revenue from operations

Particulars	For the year ended 31 March 2025	For the year ended 31 March 2024
Revenue from operations	182.39	7.13
	182.39	7.13

20. Other income

Particulars	For the year ended 31 March 2025	For the year ended 31 March 2024
Interest on fixed deposits	10.07	2.32
Income tax refund	-	0.02
Miscellaneous income	-	0.00*
	10.07	2.34

* Amount is less than Rs.0.01 lakhs.

21. Cost of materials consumed

Particulars	For the year ended 31 March 2025	For the year ended 31 March 2024
Raw material and packing material consumed		
Inventories at the beginning of the year		
-Raw material	7.41	-
-Packing material	8.92	1.26
Add: Purchases during the year		
-Raw material	48.60	17.15
-Packing material	48.42	10.44
Less: Inventories at the end of the year		
-Raw material	9.45	7.41
-Packing material	21.46	8.92
	82.44	12.52

22. Changes in inventories of finished goods

Particulars	For the year ended 31 March 2025	For the year ended 31 March 2024
Opening balance		
Finished goods	6.16	-
Work-in-progress	2.63	-
Total opening balance	8.79	-
Closing balance		
Finished goods	33.20	6.16
Work-in-progress	11.19	2.63
Total closing balance	44.39	8.79
Total changes in inventories of finished goods	(35.60)	(8.79)

23. Excise duty on sale of goods

Particulars	For the year ended 31 March 2025	For the year ended 31 March 2024
Excise duty on sale of goods	64.33	0.43
	64.33	0.43

24. Finance cost

Particulars	For the year ended 31 March 2025	For the year ended 31 March 2024
Interest on TDS	-	0.18
Bank Charges	0.03	0.29
Interest on Loan from related party	-	0.44
Interest on MSME due	-	0.01
	0.03	0.91

25. Employee benefit expense

Particulars	For the year ended 31 March 2025	For the year ended 31 March 2024
Salaries, wages and bonus	104.27	98.47
	104.27	98.47

26. Depreciation and amortisation expense

Particulars	For the year ended 31 March 2025	For the year ended 31 March 2024
Depreciation on property, plant and equipment (refer note 3)	1.44	0.92
Amortisation of intangible assets (refer note 4)	0.15	-
	1.58	0.92

27. Other expenses

Particulars	For the year ended 31 March 2025	For the year ended 31 March 2024
Auditor's remuneration (refer note 35)	5.96	1.65
Bad debts	60.08	13.94
Factory technical fees	-	18.30
Fee & subscription	0.75	3.49
Legal & professional fees	3.15	15.89
Marketing expenses	19.38	59.43
Misc. expenses	0.83	-
Office expense	0.91	0.55
Printing and stationery	0.30	0.17
Processing fee	19.76	5.90
Rates and taxes	9.98	9.78
Rent	-	2.23
Research & development	0.60	3.73
Selling & distribution expense	23.42	0.93
Travelling and conveyance	9.47	8.30
Increase/(Decrease) of excise duty on Inventory	15.02	3.16
	169.59	147.47

28. Earning Per Share (EPS)

Particulars	For the year ended 31 March 2025	For the year ended 31 March 2024
Loss attributable to equity holders for Basic EPS (A)	(304.74)	(185.10)
Loss attributable to equity holders for Diluted EPS (B)	(304.74)	(185.10)
Nominal value of equity shares	10.00	10.00
Weighted average number of equity shares for the calculation of basic EPS (C)	6,47,501	6,47,501
Weighted average number of potential equity shares outstanding during the year (D)	17,74,144	14,05,513
Basic Earning Per Share (Rs.) (A/C)	(47.06)	(28.59)
Diluted Earning Per Share (Rs.) (B/D)	(47.06)	(28.59)

29. Related Party Transactions

(I) Transaction with related parties in ordinary course of business:

Particulars	Name of Person/Relatives/Enterprises
Key Managerial Personnel	Mr. Vinayak Malhotra
Key Managerial Personnel	Rachna Gupta
Key Managerial Personnel	Anant Gupta
Holding Company	Globus Spirits Limited
Enterprises over which key managerial person and / or their relatives exercise significant influence.	RCPL Logistics Private Limited

Transaction with related parties referred above during the year 31-03-2025:

Nature of transaction	KMP	Others	Holding	Total	Outstanding Balance
Issuance of preference share capital (including premium)					
Globus Spirits Limited	-	-	222.97	222.97	-
Reimbursement of expenses					
Vinayak Malhotra	1.95	-	-	1.95	1.89
Anant Gupta	4.12	-	-	4.12	2.99
Salary of Directors					
Vinayak Malhotra	28.00	-	-	28.00	-
Anant Gupta	28.00	-	-	28.00	-

Transaction with related parties referred above during the year 31-03-2024:

Nature of transaction	KMP	Others	Holding	Total	Outstanding Balance
Issuance of preference share capital (including premium)					
Globus Spirits Limited	-	-	304.50	304.50	-
Loan taken					
Anant Gupta	9.50	-	-	9.50	-
Globus Spirits Limited	-	-	30.00	30.00	-
Professional Fee					
Vinayak Malhotra	9.50	-	-	9.50	-
Rachna Gupta	5.00	-	-	5.00	-
Anant Gupta	9.50	-	-	9.50	-
Globus Spirits Limited	-	-	30.00	30.00	-
Reimbursement of expenses					
Vinayak Malhotra	2.73	-	-	2.73	-
Anant Gupta	1.90	-	-	1.90	-

Salary of Directors					
Vinayak Malhotra	18.30	-	-	18.30	-
Anant Gupta	18.30	-	-	18.30	-
Rent Paid					
RCPL Logistics Pvt. Ltd.	-	0.44	-	0.44	-
Freight Inwards					
RCPL Logistics Pvt. Ltd.	-	0.19	-	0.19	-
Interest on Loan					
Globus Spirits Limited	-	-	0.44	0.44	-

30. Provisions and contingencies:

A provision is recognized when the Company has a present obligation as a result of past events and it is probable that an outflow of resources will be required to settle the obligation, in respect of which a reliable estimate can be made. Provisions are not discounted to present value and are determined based on best estimate required to settle the obligation at the balance sheet date.

Where no reliable estimate can be made, a disclosure is made as contingent liability. As informed there are contingent liability of the company other than the statutory liabilities, which will be considered on, completed assessment basis.

These are reviewed at each balance sheet date and adjusted to reflect the current best estimates. In the opinion of the Directors, the Current Assets have a value on realization in the ordinary course of business, at least equal to the amount at which they are stated in accounts, unless otherwise state and adequate provision for all known liabilities of the company have been made.

There is no Contingent Liability for the Financial Year 2024-25 Financial Year 2023-24.

31. There is no Capital Commitments for the Financial Year 2024-25 Financial Year 2023-24.

32. Micro and Small Enterprises

The Company has received intimation from its vendors regarding their status under Micro, Small and Medium Enterprises (“MSME”) Development Act, 2006 and hence disclosures, as required under the Schedule III Act have been made.

There are one MSME, to whom the Company owes due, which are outstanding for more than 45 days as at the year end. This information as required under MSME Development Act, 2006 has been determined to the extent such parties have been identified on the basis of information available with the Company.

Particulars	As at 31 March 2025	As at 31 March 2024
Principal amount remaining unpaid to any supplier as at the end of the year	0.67	0.08
Interest due thereon remaining unpaid to any supplier as at the end of the year	-	0.05
The amount of interest paid along with the amounts of the payment made to the supplier beyond the appointed day	-	-
The amount of interest due and payable for the year	-	-

The amount of interest accrued and remaining unpaid at the end of the year	-	-
The amount of further interest due and payable even in the succeeding year, until such date when the interest dues as above are actually paid	-	-

33. Details of Crypto Currency on Virtual Currency

The Company has neither traded nor invested in cryptocurrency or virtual currency during the Financial Year ended 31 March 2025 and 31 March 2024 . Further, the Company has also not received any deposits or advances from any person for the purpose of trading or investing in cryptocurrency or virtual currency.

34. Undisclosed Income

The Company does not have any transaction not recorded in books of accounts that has been surrendered or disclosed as income during the year in the tax assessments under the Income Tax Act, 1961 (such as search or survey or any other relevant provisions of the Income Tax Act, 1961). Further, there was no previously unrecorded income and no additional assets were required to be recorded in the books of account during the year.

35. Analytical Ratios

The Ratio analysis is the quantitative interpretation of the company's financial performance. It provides valuable information about the organization's profitability, solvency, operational efficiency, and liquidity positions as represented by the financial statements. The Ratios of the company for the financial year are as follows:

S. No.	Particulars	Numerator	Denominator	2024-25	2023-24	Change in %
1	Current Ratio	Current Assets	Current Liabilities	5.69	2.06	177%
2	Return on Equity Ratio	Net Profit	Equity	(0.38)	(0.61)	39%
3	Inventory Turnover Ratio	Inventory	Turnover	0.41	3.52	88%
4	Trade Receivables turnover ratio	Turnover	Average Trade Receivables	4.10	0.20	1990%
5	Trade payables turnover ratio	Net Credit Purchases	Average Trade Payables	4.98	1.72	189%
6	Net capital turnover ratio	Turnover	Average Working Capital	0.84	0.17	383%
7	Net profit ratio	Net Profit	Turnover	(0.78)	(25.96)	97%
8	Return on Capital employed	EBIT	Capital Employed	(0.51)	(0.81)	37%

Reasons for variance

- (i) There is a decrease in sale of the company due to operational changes and ownership changes in the company.
- (ii) There is a decrease in sale of the company due to operational changes and ownership changes in the company.
- (iii) The inventory has increased in the current year and there have been less sales in the company.
- (iv) The sales have declined in the current financial year.
- (v) The sales have declined in the current financial year.
- (vi) The company has better working capital availability in current year vis-à-vis previous year, therefore there is improvement in this ratio.
- (viii) The company has better working capital availability in current year vis-à-vis previous year.

36. Auditor's Remunerations

Particulars	For the year ended 31 March 2025	For the year ended 31 March 2024
Statutory Audit	2.36	1.18
Review of half yearly financials	-	0.47
Review of Quarterly financials	3.60	-
Total	5.96	1.65

37. Financial instruments by categories

The criteria for recognition of financial instruments is explained in significant accounting policies

Particulars	As at 31 March 2025			As at 31 March 2024		
	Amortized Cost	FVTPL	FVTOCI	Amortized Cost	FVTPL	FVTOCI
Financial assets						
Investments	-	-	-	-	-	-
Trade Receivables	52.56	-	-	36.32	-	-
Loans	-	-	-	-	-	-
Cash & Cash Equivalents	102.87	-	-	9.66	-	-
Other Bank Balances	-	-	-	1.75	-	-
Other Financial Assets	10.57	-	-	149.30	-	-
Total	165.99	-	-	197.03	-	-
Financial liabilities						
Borrowings	-	-	-	-	-	-
Trade Payables	22.95	-	-	16.00	-	-
Other Financial Liabilities	10.10	-	-	17.91	-	-
Lease Liabilities	-	-	-	-	-	-
Total	33.06	-	-	33.92	-	-

38. Additional Regulatory Information required by Schedule III

i. Benami Property

No proceedings have been initiated on or are pending against the group for holding benami property under the Benami Transactions (Prohibition) Act, 1988 (45 of 1988) and Rules made thereunder.

ii. Utilization of Borrowed Funds and Share Premium

A. The Company has not advanced or loaned or invested funds (either borrowed funds or share premium or any other sources or kind of funds) to any other person(s) on entity(ies), including foreign entities ("Intermediaries") with the understanding (whether recorded in writing or otherwise) that the Intermediary shall

- directly or indirectly lend or invest in other persons or entities identified in any manner whatsoever by or on behalf of the group (Ultimate Beneficiaries) or
- provide any guarantee, security or the like to or on behalf of the ultimate beneficiaries;

B. The Company has not received any fund from any person(s) or entity(ies), including foreign entities("Funding Party") with the understanding (whether recorded in writing or otherwise) that the company shall

- directly or indirectly lend or invest in other persons or entities identified in any manner whatsoever by or on behalf of the group (Ultimate Beneficiaries) or
- provide any guarantee, security or the like to or on behalf of the ultimate beneficiaries;

iii. Wilful Defaulter

The Company has not been declared wilful defaulter by any bank or financial institution or government or any government authority.

iv. Valuation of Property, plant and equipments

The Company has not revalued its property , plant and equipment.

v. Title Deeds of Immovable Properties not held in name of the Company

The company does not own any immovable property in nature of Land and Building and accordingly this clause is not applicable in case of the company.


vi. Compliance with number of layers of companies

The Company is not having any investment and hence this clause is not applicable.

vii. Registration of charges or satisfaction with Registrar of Companies

There are no charges or satisfaction which are yet to be registered with the Registrar of Companies beyond the statutory period.

For **VPGS & Co.**
Chartered Accountants
Firm's registration no: 507971C


Vivek Raheja
Partner
M. No. 094781



For and on behalf of the **Board of Directors of Bored Beverages Private Limited**



Vinayak Malhotra
Director
DIN : 08512755





Anant Gupta
Director
DIN : 09517340

Place: New Delhi
Date:

Place: Delhi
Date:

Place: Delhi
Date: